

5-6 The Coordinate Plane & Inquiry

Lesson 4

The four quadrants labeled with the Roman numerals I, II, III, and IV

$(-, +)$

Quadrant II

Quadrant I

$(+, +)$

$(-, -)$

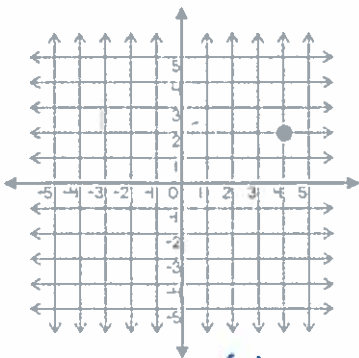
Quadrant III

Quadrant IV

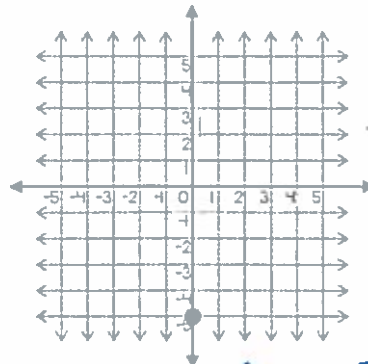
$(+, -)$

Examples:

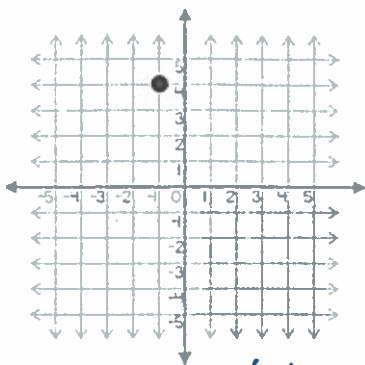
Identify the point and tell what quadrant it is in.



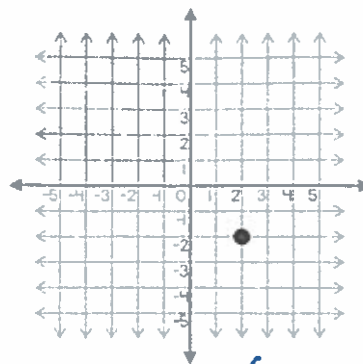
Coordinate: (4, 2)
 Quadrant: I



Coordinate: (0, -5)
 Quadrant: none



Coordinate: (-1, 4)
Quadrant: II



Coordinate: (2, -2)
Quadrant: IV

Inquiry Lab → Tear out page 411